




# Bellissima

NEW DECORATIVE LINE



Plasma 3D

Pareti & Pavimenti  
in 5000 colori

**LOGGIA**  
industria vernici




CARATTERISTICHE & **APPLICAZIONI**




EFFETTO **COCCODRILLO**



EFFETTO **LEGNO**



EFFETTO **VIPER**



EFFETTO **GRANITO**




EFFETTO **RETINATO**



EFFETTO **MARMO**



EFFETTI **ABBINATI**



SPECIFICHE **TECNICHE**



PAVIMENTI & **RIVESTIMENTI**



PLASMA3D & **MURANO**



PLASMA3D & **MOSAICI**





## PLASMA 3D

RIVESTIMENTO DECORATIVO PLASMABILE

**CARATTERISTICHE.** Rivestimento plastico plasmabile per interni, formulato con speciali leganti sintetici ed additivi atti a renderlo un prodotto idrorepellente ed altamente resistente alle sollecitazioni una volta asciutto. Una volta applicato uno strato di trasparente protettivo all'acqua (1K acrilico o poliuretano per bassa o media resistenza, 2K epossidico per alta resistenza) Plasma 3D risulta perfettamente pedonabile e resiste al calpestio. La finitura ultimata può assumere molteplici tipologie di effetto, a seconda dello strumento utilizzato per lavorarla. Si potranno avere quindi effetti finta pelle, finto legno, effetto marmo, effetto striato, oltre al meraviglioso effetto lucido multitoneale. **CAMPI D'IMPIEGO.** Indicato per la finitura interna di edifici antichi e moderni, esercizi commerciali, hotel di lusso ai quali si voglia conferire eleganza ed originalità decorativa, sia in parete che su pavimento. **ATTREZZI PER L'APPLICAZIONE.** Spatola in acciaio inox, frattazzo, rulli e strumenti decorativi dedicati, pennelli. **DILUIZIONE DEL PRODOTTO.** Diluire dal 10 al 20% con acqua a seconda dell'effetto decor che si decide di realizzare. **TEMPO D'ESSICCAZIONE.** 4-6 ore a 20°C e tasso normale d'umidità. Lucidabile dopo 24 ore. Secco in profondità dopo 48 ore. **PREPARAZIONE DEI SUPPORTI.** Prima della applicazione, procedere ad una adeguata preparazione della superficie per mezzo di stucchi in polvere o in pasta (tipo FLYSTUK), successivamente rasati con carte abrasive (si consiglia una grana tipo P120) dopo circa 12 ore dalla fine dell'applicazione. Successivamente procedendo all'eventuale eliminazione di sporco e polveri, applicare una mano di fissativo acrilico FISSACRIL diluito con acqua nel rapporto 1:1/1:3. Dopo 4-5 ore dall'applicazione del fissativo applicare per mezzo di un rullo 1-2 mani del Primer (tre tipologie: Universal Brown Primer, Universal Grey Primer, Universal White Primer). **APPLICAZIONE.** Stendere il prodotto per mezzo di un pennello in un'unica mano e uniformare la superficie lisciandola con un frattazzo in acciaio; lavorarlo subito dopo con l'attrezzo decorativo prescelto (rullo decor, attrezzo per finto legno, spugna ecc.). **RESA PRODOTTO.** 3-5 mq/Kg **ULTERIORI NOTIZIE.** Lavare gli attrezzi con acqua. **DATI TOSSICOLOGICI.** Il prodotto è esente da solventi e da sostanze tossiche. Per maggiori informazioni richiedere scheda tossicologica e di sicurezza.

### PLASMA 3D Mouldable Decorative Finishes

*Characteristics:* Plasma is plastic moldable covering for indoors, formulated with special synthetic binders and additives which make it waterproof and extreme resistance once it is dry. If a layer of protective clear (1K waterborne acrylic or polyurethane for low or medium resistance, 2K waterborne epoxy for high resistance) is coated on it, Plasma 3D is perfectly pedestrian and trampling resistant. Once applied could have various shapes and designs depend of using tool. It is possible to have skin, wood, marble, stripes effect a part of beautiful shine multitone effect. *Ideal use:* It is indicated for indoor of modern and antique building, shops, luxury hotels where there is necessity to add originality to the elegance on the walls as well as on the floors. *Application tools:* Stainless steel spatula, brush, roller and tools for decorating. *Mixing ratio:* Add water at 10 to 20% depending effect should be realized. *Drying time:* 4-6 hours at 20° and normal humidity. Could be shined after 24 hours. After 48 hours completely dried. *Surface preparation:* before application prepare surface with recommended powder or pasty plaster (Flystuk), proceed sanding with grain P120, after about 12 hours apply acrylic fixative Fissacril thinned with water 1:1/1:3. About 4-5 hours later proceed applying 2 coat of special colored primer by roller. *Products application:* Apply the product by brush, 1 single coat, level it by stainless steel spatula, design it immediately after with decorative tools as special rollers and brushes. *Theoretical yield:* 3-5mq/1L. *Tools cleaning:* by water. *Toxicological data:* The product is free of any harmful substances, solvents or other components containing heavy metal. For more information require toxicological or safety data sheet.

### PLASMA 3D Revêtement décoratif qui peut être modelé

*Caractéristiques:* Revêtement malléable pour intérieur formulé avec liants synthétiques spéciaux et additifs pour avoir un produit hydrofuge et très résistant. Une fois appliqué à une couche de protection transparente de l'eau (acrylique ou polyuréthane 1k pour la résistance de faible ou moyenne, haute résistance époxy 2k) le Plasma 3D est très résistant au piétinement. L'aspect final peut être très varié selon les outils utilisés. On peut obtenir les effets similicuir, simi-bois, faux marbre, à rayures ou le merveilleux effet multitones brillant. *Domaines d'emploi:* indiqué pour finitions intérieurs d'édifices antiques ou modernes, magasins, hôtels... pour donner aux milieux élégance et originalité décorative soit sur les parois que sur le sol. *Outils pour l'application:* Spatules en acier inox, fratons, rouleaux et pinceaux décoratifs adaptés. *Dilution du produit:* 10-20 % avec eau selon l'effet désiré. *Temps de séchage:* 4-6 heures à 20 degrés. Il peut suivre le polissage après 24 heures. Sec en profondeur après 48 heures. *Préparation des supports:* avant l'application de 'Plasma' préparez les surfaces avec du mastic en poudre ou en pâte (type FLYSTUK) puis passez du papier abrasif (graine type P120) 12 heures après la fin de l'application. Éliminer saleté et poudre éventuelle et appliquer une couche de fixatif acrylique FISSACRIL dilué avec eau selon le rapport 1:1/1:3. Attendre 4-5 heures et appliquer avec un rouleau 1-2 couches de Primer spécial coloré (ou: Universal Brown Primer, Universal Grey Primer, Universal White Primer). *Application:* étalez une seule couche de produit avec un pinceau et polissez-le avec un fraton en acier. Passez donc tout de suite l'outil choisi pour la décoration (rouleau, éponge...). *Rendement du produit:* 3-5 m2/kg. *Renseignements ultérieurs:* laver les outils avec eau. *Éléments de données toxicologiques:* le produit ne contient pas de solvants ou substances toxiques. Pour renseignements ultérieurs, faire référence à la Fiche de données toxicologiques et de sécurité. *Renseignements ultérieurs:* laver les outils avec eau. *Éléments de données toxicologiques:* le produit ne contient pas de solvants ou substances toxiques. Pour renseignements ultérieurs, faire référence à la Fiche de données toxicologiques et de sécurité.

LOGGIA  
industria vernici



*Blu profondo,  
intensità,*

pienezza dei rubini,  
degli smeraldi,  
degli zaffiri,  
realizzabili con trasparenza  
ed intensità emozionanti.

Nulla è a caso.

Wall decor: **Plasma 3D Effetto Coccodrillo**  
abbinato a **Plasma Liscio**.

Pavimento: **Plasma 3D Effetto Legno**  
abbinato a **Plasma 3D Effetto Viper**.

*Trasparenze*  
**Trasparenze**  
*Intensità*  
**Intensità**  
*Passione*  
**Passione**  
*Emozione*  
**Emozione**



UNIVERSAL BROWN PRIMER




A1060400



A1060250



A1060010



A1060170



A1060330




A1060240



A1060370



A1060060



A1060180




A1060340



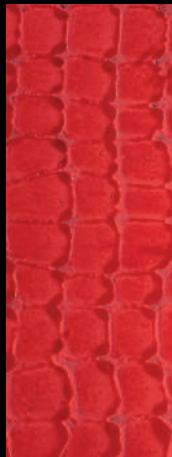
UNIVERSAL BROWN PRIMER



A1060070



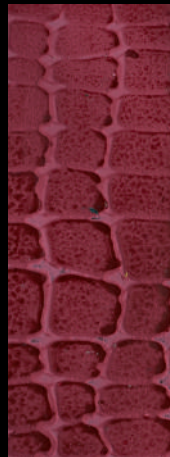
A1060190




A1060210




A1060030



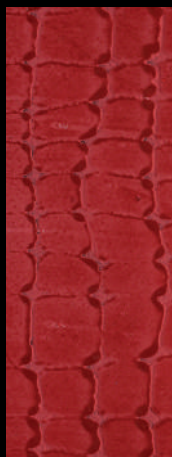
A1060350




A1060110




A1060200



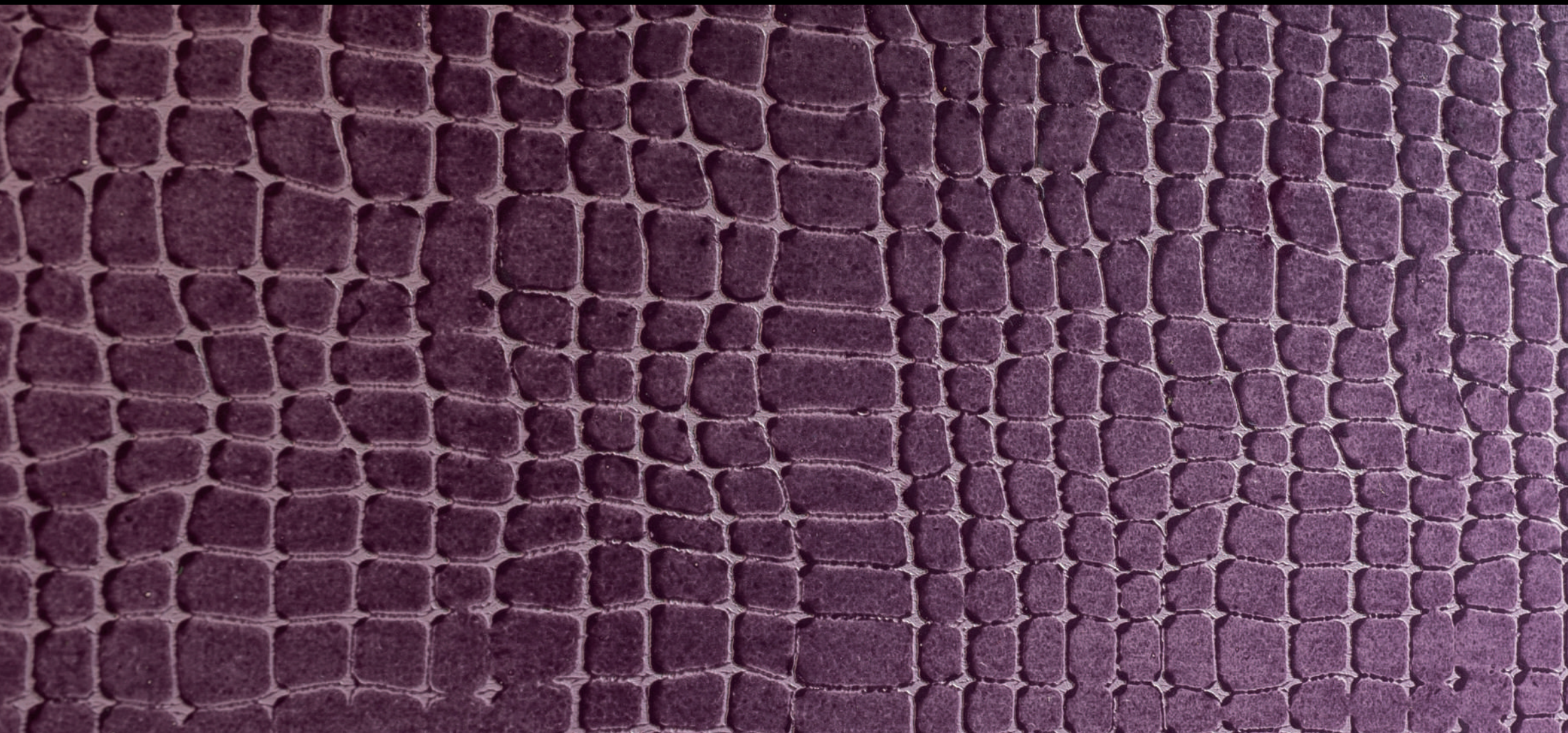
A1060220




A1060080




A1060360




UNIVERSAL BROWN PRIMER




A1060130




A1060040





A1060310




A1060120




A1060390



A1060160




A1060150




A1060320



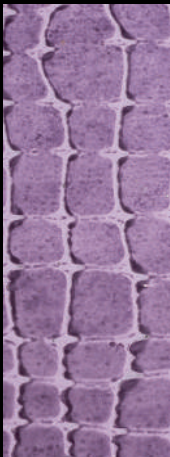
A1060260




A1060230




UNIVERSAL BROWN PRIMER




A1060130




A1060270



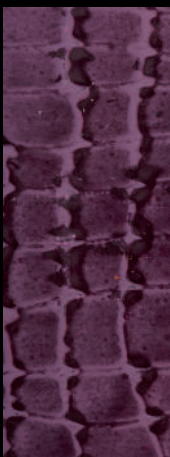

A1060050




A1060290



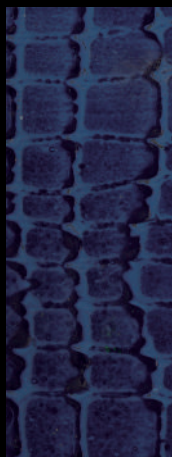
A1060090




A1060160




A1060280



A1060140



A1060300



A42BR130




A1060400



A1060250



A1060010




A1060170




A1060330




A1060070



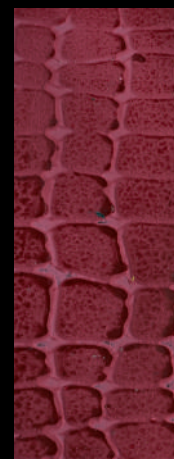
A1060190



A1060210



A1060030



A1060350




A1060240



A1060370




A1060060




A1060180




A1060340



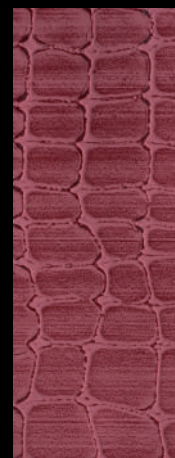
A1060110




A1060200



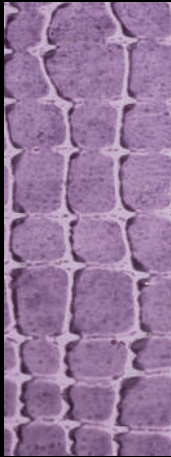
A1060220




A1060080




A1060360




A1060130




A1060270



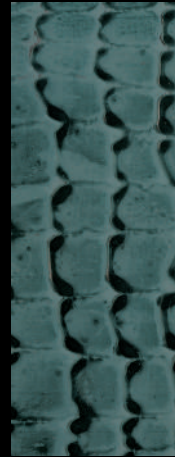
A1060050




A1060290



A1060090




A1060020




A1060040




A1060310




A1060120



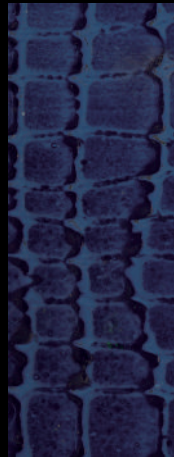
A1060390




A1060160




A1060280



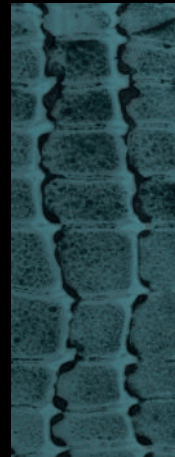
A1060140




A1060300




A1060100



A1060380




A1060150



A1060320



A1060260



A1060230

**LOGGIA**  
industria vernici



*Eleganza,  
espressione del sapere,  
tratti decisi.*

La forza del rigore  
fusa con il calore dei metalli preziosi.


**Plasma 3D effetto legno**  
abbinato a **Diamond bronzo**.

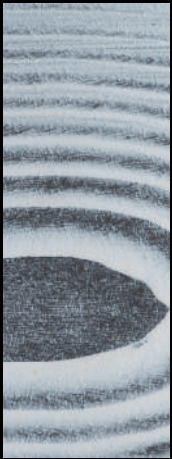
*Eleganza*  
**Eleganza**

*Calore*  
**Calore**


*Rigore*  
**Rigore**

*Forza*  
**Forza**







A1060400



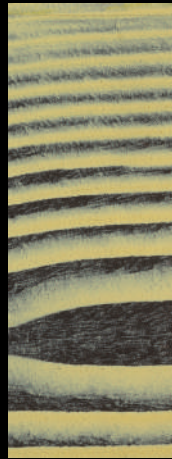
A1060250




A1060010




A1060170




A1060330




A1060240




A1060370



A1060060




A1060180



A1060340






A1060310




A1060150



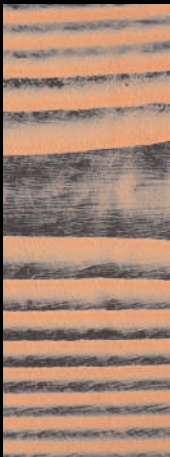
A1060230




Le textures di Plasma 3D raffigurate sono realizzabili nei colori di cartella presenti nel book: Viper, Legno, Coccodrillo. I motivi sono colorabili in 800 tinte, vedi la mazzetta colori Plasma 3D.



UNIVERSAL BROWN PRIMER



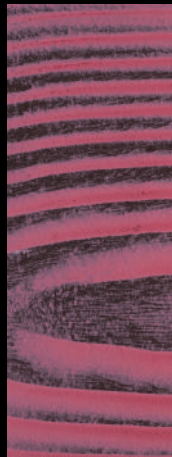
A1060070




A1060190





A1060210




A1060030



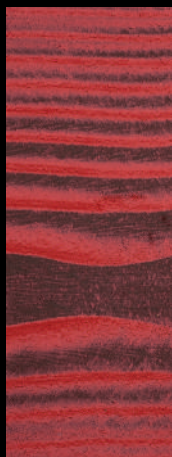
A1060350




A1060110



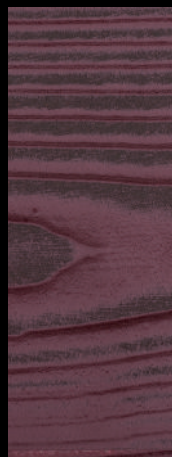
A1060200




A1060220



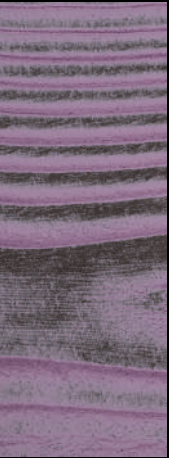
A1060080



A1060360



UNIVERSAL BROWN PRIMER




A1060130



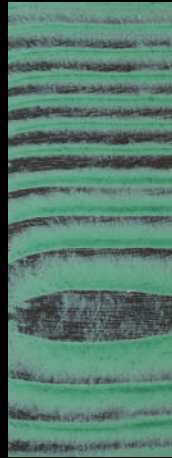
A1060270




A1060050




A1060290




A1060090




A1060160




A1060280



A1060140




A42BR130




A1060100




UNIVERSAL BROWN PRIMER



A1060020



A1060040





A1060310



A1060120



A1060390



A1060380




A1060150



A1060320



A1060260



A1060230



UNIVERSAL BROWN PRIMER



MOGANO SCURO  
A1060264




CASTAGNO  
A1060414




NOCE  
A1060054



ROVERE  
A1060034



MOGANO  
A1060044



TEAK  
A1060064



WENGE  
A1060260



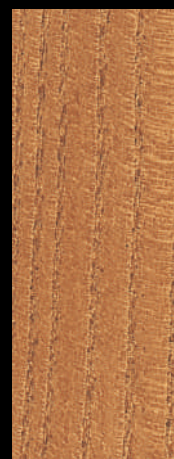
PINO ROSSO  
A1060214



CILIEGIO  
A1060244



NOCCILO  
A1060234



NOCC. CHIARO  
A1060224



NOCE ANTICO  
A1060074

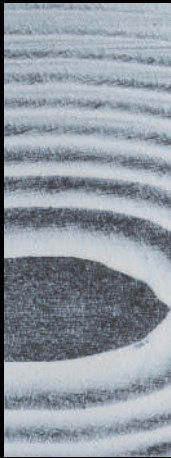


PALISSANDRO  
A1060084



DOUGLAS  
A1060024







A1060400



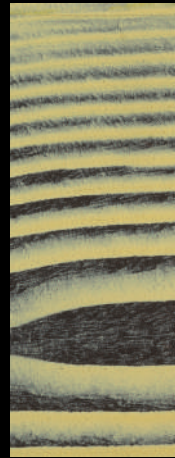
A1060250



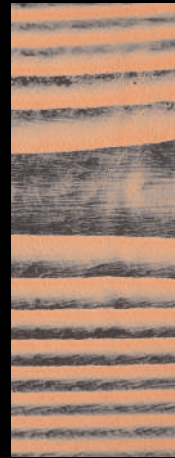
A1060010




A1060170



A1060330



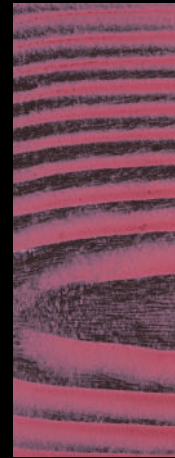
A1060070




A1060190



A1060210




A1060030



A1060350




A1060240




A1060370




A1060060




A1060180



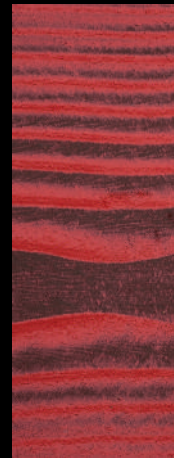
A1060340




A1060110



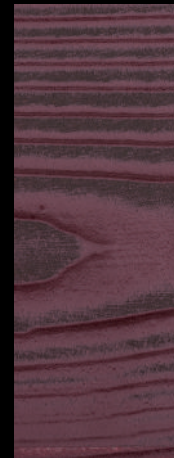
A1060200



A1060220



A1060080



A1060360




A1060130



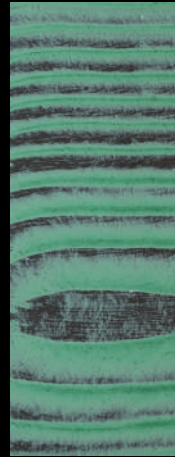
A1060270




A1060050




A1060290




A1060090



A1060020




A1060040



A1060310




A1060120




A1060390




A1060160




A1060280




A1060140



A1060300



A1060100



A1060380




A1060150



A1060320



A1060260



A1060230

**LOGGIA**  
industria vernici



*La sensualità  
vive intorno  
a te.*

Sprigiona sensazioni profumate,  
rilievi, riflessi accattivanti,  
attimi da vivere.


*Plasma 3D effetto granito*  
abbinato a *Plasma 3D effetto*  
*coccodrillo e legno con Estasia*  
*Argento.*

Colore  
Colore

Profumo  
Profumo

Complicità  
Complicità


Sensualità  
Sensualità



UNIVERSAL BROWN PRIMER




A1060400



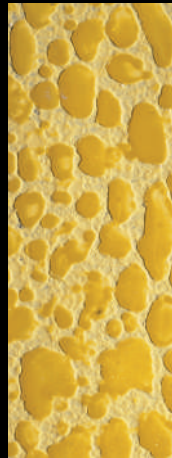
A1060250




A1060010



A1060170



A1060330




A1060240



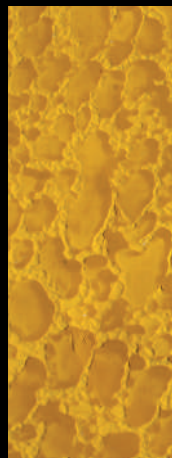
A1060370




A1060060



A1060180



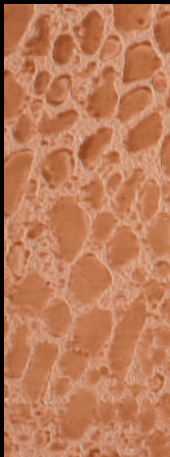
A1060340



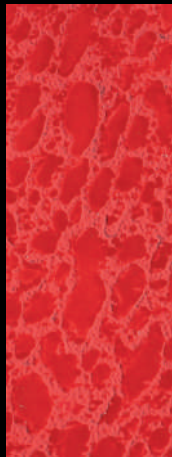
UNIVERSAL BROWN PRIMER



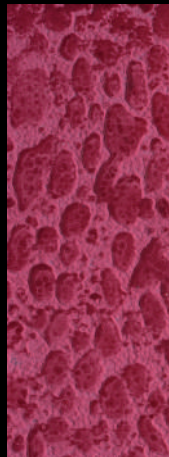
A1060070



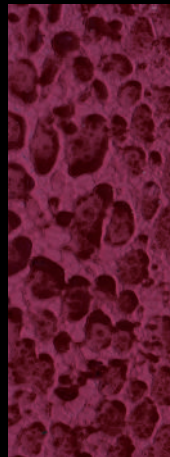
A1060190




A1060210



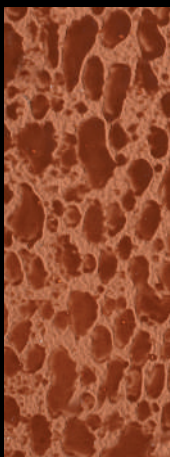
A1060030



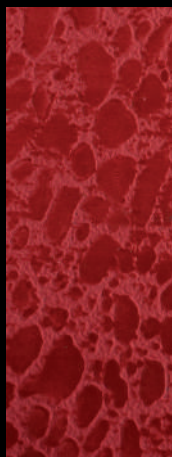
A1060350



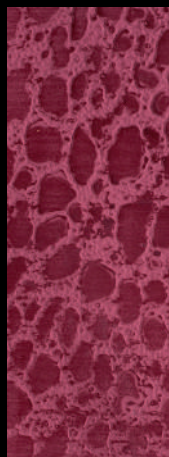
A1060110



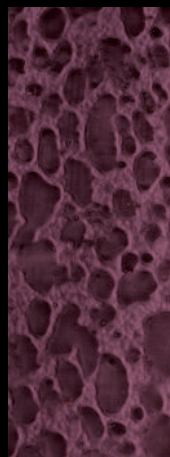
A1060200




A1060220



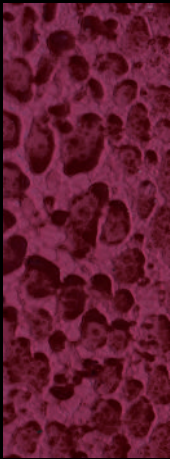
A1060080



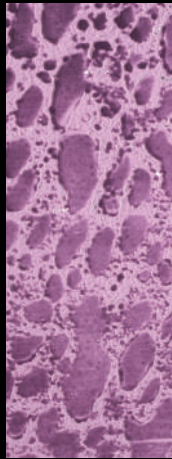
A1060360



UNIVERSAL BROWN PRIMER




A1060350



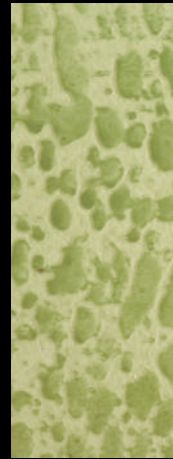
A1060130



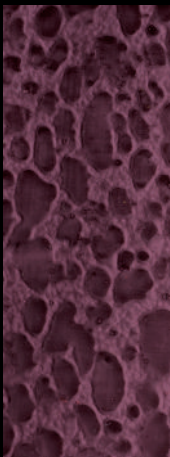

A1060270



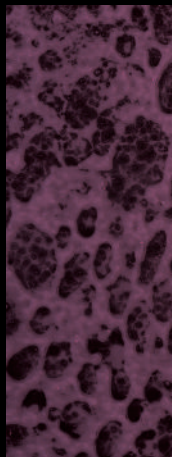
A1060050



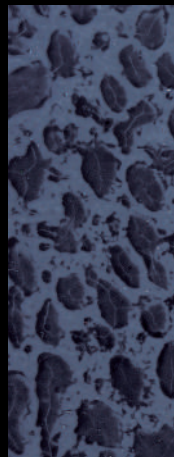
A1060290




A1060360




A1060160




A1060280



A1060140



A1060300



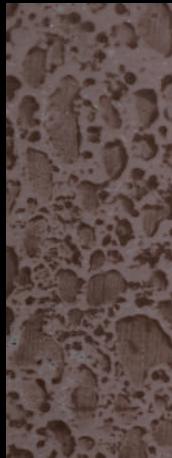
UNIVERSAL BROWN PRIMER




A1060050



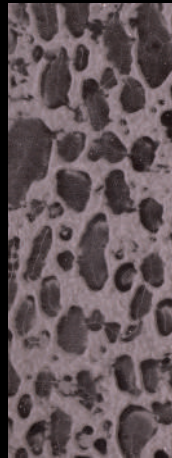
A1060040



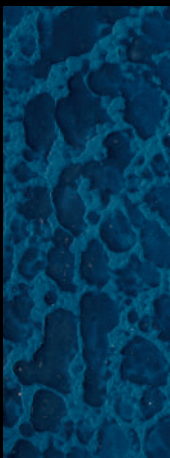

A1060310



A1060120



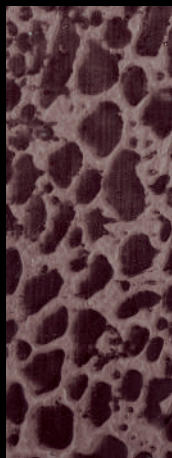
A1060390



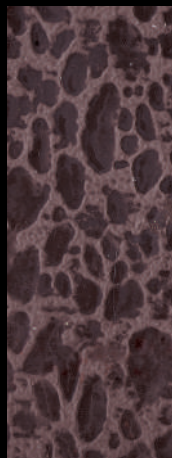
A1060140



A1060150



A1060320




A1060260



A1060230




A1060400



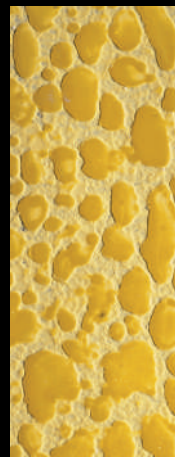
A1060250



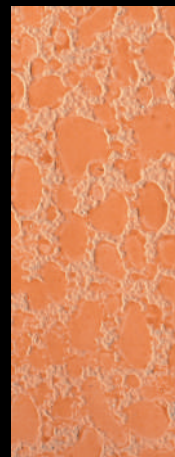
A1060010



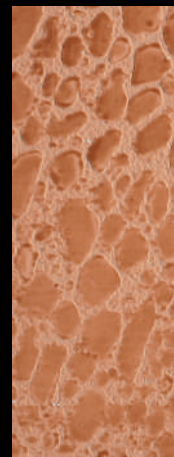
A1060170



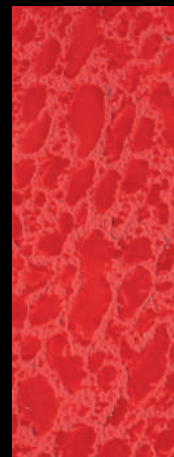
A1060330



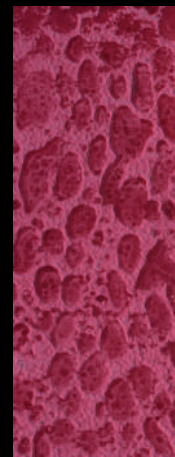
A1060070



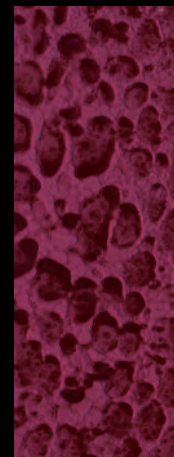
A1060190



A1060210



A1060030



A1060350




A1060240



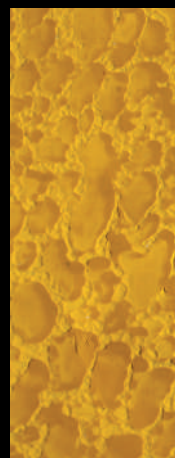
A1060370



A1060060



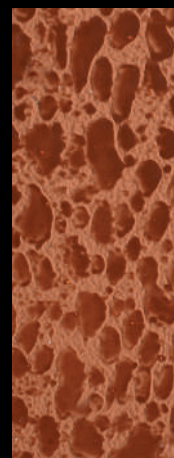
A1060180




A1060340



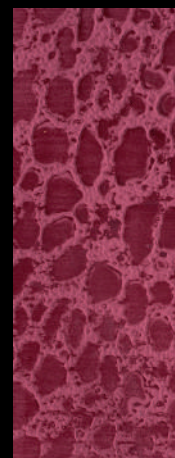
A1060110



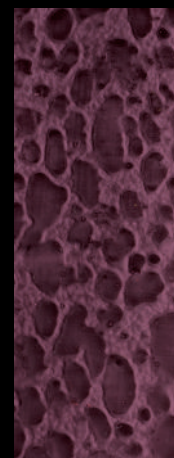
A1060200



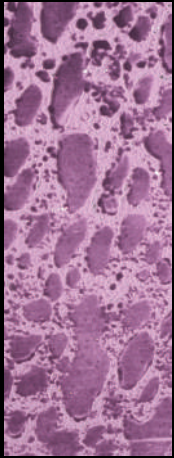
A1060220



A1060080




A1060360



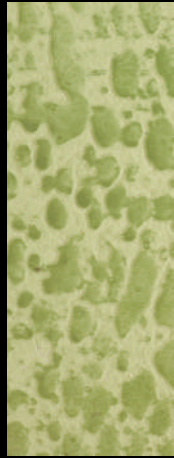
A1060130



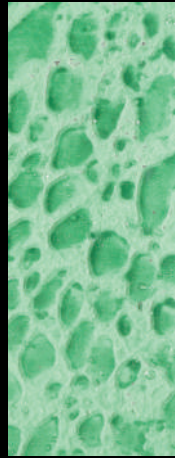
A1060270



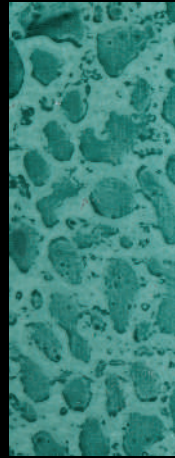
A1060050




A1060290



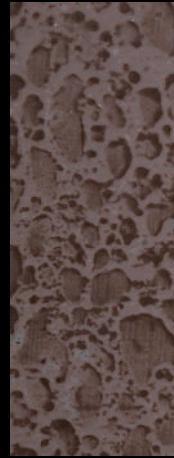
A1060090




A1060020



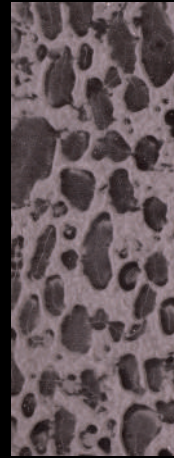
A1060040



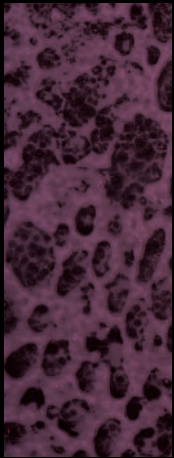
A1060310



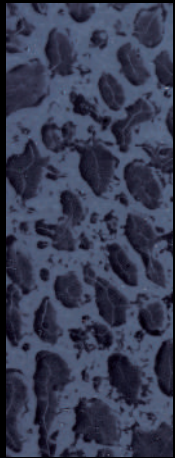
A1060120



A1060390



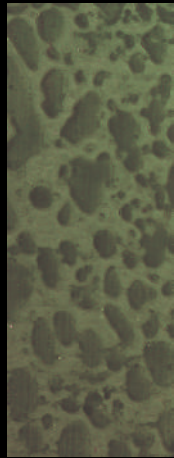
A1060160




A1060280



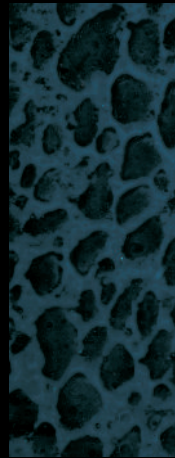
A1060140



A1060300



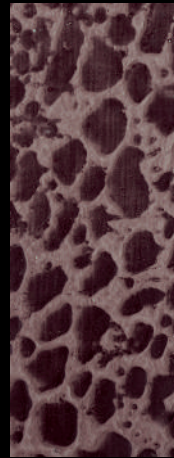
A1060100



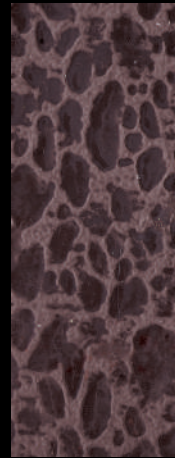
A1060380



A1060150



A1060320



A1060260



A1060230

**LOGGIA**  
industria vernici



*Forme e volumi,  
combinazioni,  
materia e colori*

ci avvolgono e ci conducono  
in un mondo d'eleganza con semplicità,  
fantasia e gusto delle proporzioni.

**Plasma 3D effetto marmo**  
abbinato a **Diamond bronzo**  
per andare oltre, liberi di cambiare  
cromie e simmetrie  
per personalizzare il tuo mondo.

*Senso*  
**Senso**

*Tatto*  
**Tatto**

*Luce*  
**Luce**


*Materia*  
**Materia**






UNIVERSAL BROWN PRIMER

Plasma 3D



A1060120




A1060140




A1060130




Le textures di Plasma 3D raffigurate sono realizzabili nei colori di cartella presenti nel book: Viper, Legno, Coccodrillo. I motivi sono colorabili in 800 tinte, vedi la mazzetta colori Plasma 3D.






A1060140



A1060130




A1060200



Le textures di Plasma 3D raffigurate sono realizzabili nei colori di cartella presenti nel book: Viper, Legno, Coccodrillo. I motivi sono colorabili in 800 tinte, vedi la mazzetta colori Plasma 3D.






A1060400




A1060250



A1060230




Le textures di Plasma 3D raffigurate sono realizzabili nei colori di cartella presenti nel book: Viper, Legno, Coccodrillo. I motivi sono colorabili in 800 tinte, vedi la mazzetta colori Plasma 3D.






UNIVERSAL BROWN PRIMER


Plasma 3D



A1060400




A1060120




A1060310




Le textures di Plasma 3D raffigurate sono realizzabili nei colori di cartella presenti nel book: Viper, Legno, Coccodrillo. I motivi sono colorabili in 800 tinte, vedi la mazzetta colori Plasma 3D.






A1060380




A1060130



A1060200



Le textures di Plasma 3D raffigurate sono realizzabili nei colori di cartella presenti nel book: Viper, Legno, Coccodrillo. I motivi sono colorabili in 800 tinte, vedi la mazzetta colori Plasma 3D.



### **EffettoCocodrillo:**

**Diluizione:** 5-10% con acqua.

**Applicazione:** Stendere il prodotto con plafoncino 3x7 cm / 3x10 cm e accarezzare con americana in plastica rendendolo liscio. Stampare la figura finita pelle con l'apposito rullo.

**Avvertenze:** Attendere almeno 24 ore per la lucidatura con panno o con la lucidatrice elettrica. Il prodotto può ulteriormente essere protetto con il vetrificante dedicato.\*

#### *Crocodile effect:*

*Mixing ratio: Add 5-10% of water.*

*Application: Apply the product by brush 3x7 cm/3x10 cm and level it softly by plastic spatula making it perfectly smooth. Stamp crocodile design with special roller.*

*Warnings: Attend at least 24 hours before polishing by cloth or polishing machine. It could be protected by special clear coat.\**

#### *Crocodile:*

*Dilution: 5-10% avec eau.*

*Application: étalez le produit avec brosses cm 3x7 / 3x10 et passez légèrement avec américaine en plastique pour lisser. Imprimez la figure 'similcuir' avec un rouleau.*

*Avvertissements: attendez au moins 24 heures avant le polissage avec un chiffon ou cireuse électrique. Il est possible étendre une protection ultérieure avec vitrifiant adapté.\**



### **EffettoViper:**

**Diluizione:** 10% con acqua.

**Applicazione:** Stendere il prodotto con plafoncino 3x7 cm / 3x10 cm e accarezzare con americana in plastica rendendolo liscio. Stampare la figura finita pelle con l'apposito rullo.

**Avvertenze:** Attendere almeno 24 ore per la lucidatura con panno o con la lucidatrice elettrica. Il prodotto può ulteriormente essere protetto con il vetrificante dedicato.\*

#### *Viper effect:*

*Mixing ratio: Add 10% of water.*

*Application: Apply the product by brush 3x7 cm/3x10 cm and level it softly by plastic spatula making it perfectly smooth. Stamp faked skin design with special roller.*

*Warnings: Attend at least 24 hours before polishing by cloth or polishing machine. It could be protected by special clear coat.\**

#### *Viper:*

*Dilution: 10% avec eau.*

*Application: étalez le produit avec brosses cm 3x7 / 3x10 et passez légèrement avec américaine en plastique pour lisser. Imprimez la figure 'similcuir' avec un rouleau.*

*Avvertissements: attendez au moins 24 heures avant le polissage avec un chiffon ou cireuse électrique. Il est possible étendre une protection ultérieure avec vitrifiant adapté.\**



### **EffettoLegno:**

**Diluizione:** 20-25% con acqua.

**Applicazione:** Applicare il prodotto con plafoncino 3x7 cm / 3x10 cm sulla superficie da decorare. Tirare il prodotto con tampone finto legno in gomma inclinandolo a seconda dell'effetto desiderato.

**Avvertenze:** Attendere almeno 24 ore per la lucidatura con panno o con la lucidatrice elettrica. Il prodotto può ulteriormente essere protetto con il vetrificante dedicato.\*

#### *Wood effect:*

*Mixing ratio: Add 20-25% of water.*

*Application: Apply the product by brush 3x7 cm/3x10 cm and level it softly by plastic spatula making it perfectly smooth. Design faked wood with special buffer.*

*Warnings: Attend at least 24 hours before polishing by cloth or polishing machine. It could be protected by special clear coat.\**

#### *Bois:*

*Dilution: 20% avec eau.*

*Application: étalez le produit avec brosses cm 3x7 / 3x10 sur la surface qui doit être décorée, étendre le produit avec un tampon en simili-bois en caoutchouc en le penchant selon l'effet désiré.*

*Avvertissements: attendez au moins 24 heures avant le polissage avec un chiffon ou cireuse électrique. Il est possible étendre une protection ultérieure avec vitrifiant adapté.\**



### EffettoRetinato:

**Diluizione:** 20% con acqua.

**Applicazione:** Stendere il prodotto con plafoncino 3x7 cm / 3x10 cm e accarezzare con americana in plastica rendendolo liscio. Stampare la figura finita pelle con l'apposito rullo.

**Avvertenze:** Attendere almeno 24 ore per la lucidatura con panno o con la lucidatrice elettrica. Il prodotto può ulteriormente essere protetto con il vetrificante dedicato.\*

#### Wired effect:

Mixing ratio: Add 20% of water.

Application: Apply the product by brush 3x7 cm/3x10 cm and level it softly by plastic spatula making it perfectly smooth. Stamp faked skin design with special roller.

Warnings: Attend at least 24 hours before polishing by cloth or polishing machine. It could be protected by special clear coat.\*

#### Tramé:

Dilution: 20% avec eau.

Application: étalez le produit avec brosses cm 3x7 / 3x10 et passez légèrement avec américaine en plastique pour lisser. Imprimez la figure 'similcuir' avec un rouleau.

Avertissements: attendez au moins 24 heures avant le polissage avec un chiffon ou cireuse électrique. Il est possible étendre une protection ultérieure avec vitrifiant adapté.\*



### EffettoMarmo:

**Diluizione:** 5% con acqua.

**Applicazione:** Stendere il prodotto con pennello o americana. Non è necessario lisciarlo dopo averlo steso. Passare su tutta la superficie il tampone dedicato.

**Avvertenze:** Attendere almeno 24 ore per la lucidatura con panno o con la lucidatrice elettrica. Il prodotto può ulteriormente essere protetto con il vetrificante dedicato.\*

#### Marble effect:

Mixing ratio: Add 5% of water.

Application: Apply the product by brush or by spatula. It is not necessary to make it smooth. Work on surface with apposite buffer.


Warnings: Attend at least 24 hours before polishing by cloth or polishing machine. It could be protected by special clear coat.\*

#### Marbre:

Dilution: 5% avec eau.

Application: étalez le produit avec un pinceau ou rouleau. Polissage pas nécessaire. Traitez la surface avec un tampon adapté.

Avertissements: attendez au moins 24 heures avant le polissage avec un chiffon ou cireuse électrique. Il est possible étendre une protection ultérieure avec vitrifiant adapté.\*



### EffettoGranito:

**Diluizione:** 5-10% con acqua.

**Applicazione:** Stendere il prodotto con pennello o americana. Non è necessario lisciarlo dopo averlo steso. Passare su tutta la superficie il rullo granito.

**Avvertenze:** Attendere almeno 24 ore per la lucidatura con panno o con la lucidatrice elettrica. Il prodotto può ulteriormente essere protetto con il vetrificante dedicato.\*

#### Granite:

Mixing ratio: Add 5-10% of water.

Application: Apply the product by brush or by spatula. It is not necessary to make it perfectly smooth. Work all surface with special roller.

Warnings: Attend at least 24 hours before polishing by cloth or polishing machine. It could be protected by special clear coat.\*

#### Granite:

Dilution: 5-10% avec eau.

Application: étalez le produit avec un pinceau ou rouleau. Polissage pas nécessaire. Traitez la surface avec un tampon adapté.

Avertissements: attendez au moins 24 heures avant le polissage avec un chiffon ou cireuse électrique. Il est possible étendre une protection ultérieure avec vitrifiant adapté.\*

\*1k acrilico: buona resistenza per calpestio di moderata intensità. 1k poliuretano: buona resistenza per calpestio ad alta intensità. 2k epossidico: ottima resistenza a sollecitazioni di tipo meccanico e chimico.

\*1k acrylic: good resistance to low traffic intensity. 1k polyurethane: good resistance to high traffic intensity. 2k epoxy: excellent resistance to both mechanical and chemical.


\*1k acrilique: bonne résistance à l'intensité du trafic modérée. 1k polyuréthane: bonne résistance à l'intensité du haut trafic. 2k époxy: excellente résistance à la fois mécanique et chimique.


*Estendi  
la tua fantasia  
oltre i limiti.*

Entrerai in un mondo fantastico e sconfinato  
dove la tua fantasia farà vivere pensieri  
e immagini che ruberai dai tuoi sogni.











A1060110



A1060050



A1060020



A1060160

*I tuoi ambienti si rinnovano.*

Plasmare i rivestimenti con 5000 nuovi colori per le tue piastrelle...


*...e andare oltre...*



*Cambia la tua prospettiva*

per non avere più confini...







A1060110




A1060160




A1060120



A1060130



A1060300



A1060020

*Idee e combinazioni infinite. Plasma 3D e Vetri di Murano.*

Il limite è sempre superabile,  
la percezione del sottile piacere  
del bello è raggiungibile.

*Incanto*  
**Incanto**


*Sogno raggiunto*  
**Sogno raggiunto**

*Vetri*  
**Vetri**

*Murano*  
**Murano**

*Arte*  
**Arte**


*Creatività*  
**Creatività**



A1060400




A1060250



A1060240



A1060310



A1060320

*Osare per esplorare,  
scoprire nuova luce.*

La sorpresa dello svelarsi di nuove forme,  
vivere dimensioni inimmaginabili  
nella loro semplicità.

*Idea*  
*Idee*

*Fantasia*  
*Fastasia*

*Essenza*  
*Essenza*

*Purezza*  
*Purezza*

*C'è musica nuova nell'aria...*


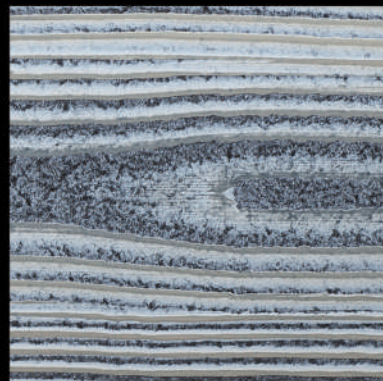



*...e il concerto è appena iniziato.*



# Bellissima

NEW DECORATIVE LINE



Plasma 3D

Pareti & Pavimenti  
in 5000 colori



**LOGGIA**  
industria vernici

**Loggia Industria Vernici s.r.l.**

04016 B.go San Donato - Sabaudia - (LT)  
zona industriale via Colle d'Alba di Levante  
telefoni (+39)0773562212 • (+39)0773562042  
(+39)077350058 fax (+39)0773562034  
www.loggia.it • e-mail: commerciale@loggia.it

